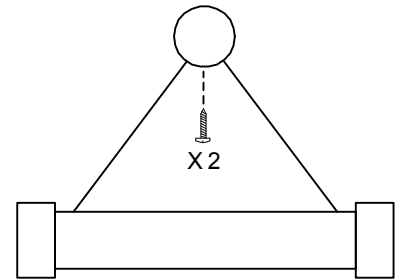
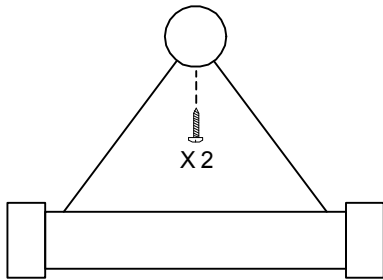

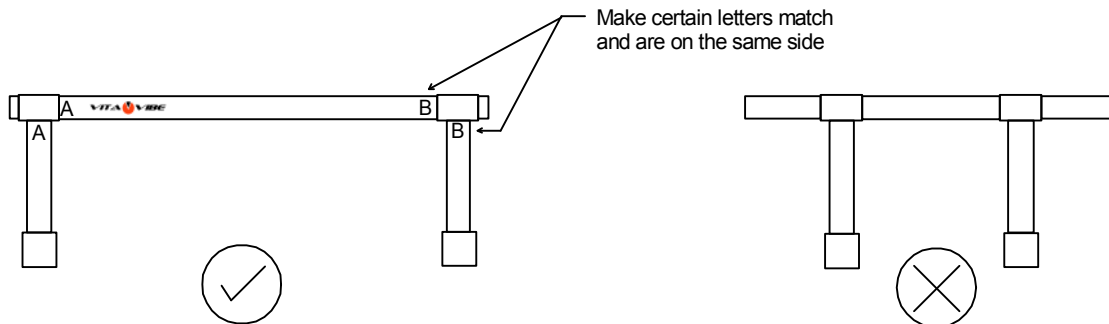


## Wood Parallettes / Pirouette Bar Assembly Guide



To Assemble: Slide the wood bar into each stand collar by matching up the correct ends A to A , B to B and so on. Line up the two pre-drilled holes in the wood bar with the two holes located at the bottom of each stand collar. Securely install the supplied #8 X 3/4" Screws (two per collar). For best results, place stands on flat level surface and push downward on bar while tightening screws.



**DISCLAIMER:** As with any fitness or exercise equipment, use of this equipment should only be used by persons who are physically able to use the equipment as it is designed for. Proper safety gear such as padded mats, shoes, clothing and the like should always be used. This equipment should not be used alone. Always have someone nearby in case of an emergency. Vita Vibe, Inc. and it's affiliates will not be liable for any injury or death resulting from use of this equipment. User assumes responsibility for proper assembly, maintenance and use of this equipment.